



# Skookumchuck Commerce Center

1406 - 1620 WEST REYNOLDS AVENUE, CENTRALIA, WA 98531



300,000 - 890,000 SF Available

BUILD-TO-SUIT

**David Douglas, SIOR, CCIM**

Partner  
+1 253 203 1326  
ddouglas@nai-psp.com

**Kyle Schipper, SIOR**

Partner  
+1 253 203 1320  
kschipper@nai-psp.com

**Arie Salomon, SIOR, CCIM**

Principal  
+1 425 586 5636  
asalomon@nai-psp.com





# HIGHLIGHTS

## PROJECT

Class A industrial

## DELIVERY

Q2 2026

## SITE SIZE

49.69 acre site

## ACCESS

I-5 visibility  
Immediately adjacent to exit 82  
Midpoint from Seattle and Portland

## AVAILABLE

- Water - City of Centralia
- Sanitary - City of Centralia
- Storm - City of Centralia
- Electrical - Lewis County PUD
- Natural Gas - Puget Sound Energy
- Rail - Puget Sound & Pacific Rail

## MILEAGE TO MAJOR CITIES

Seattle - 90 miles  
Tacoma - 58 miles  
Olympia - 28 miles  
Portland - 92 miles

## LOCATION

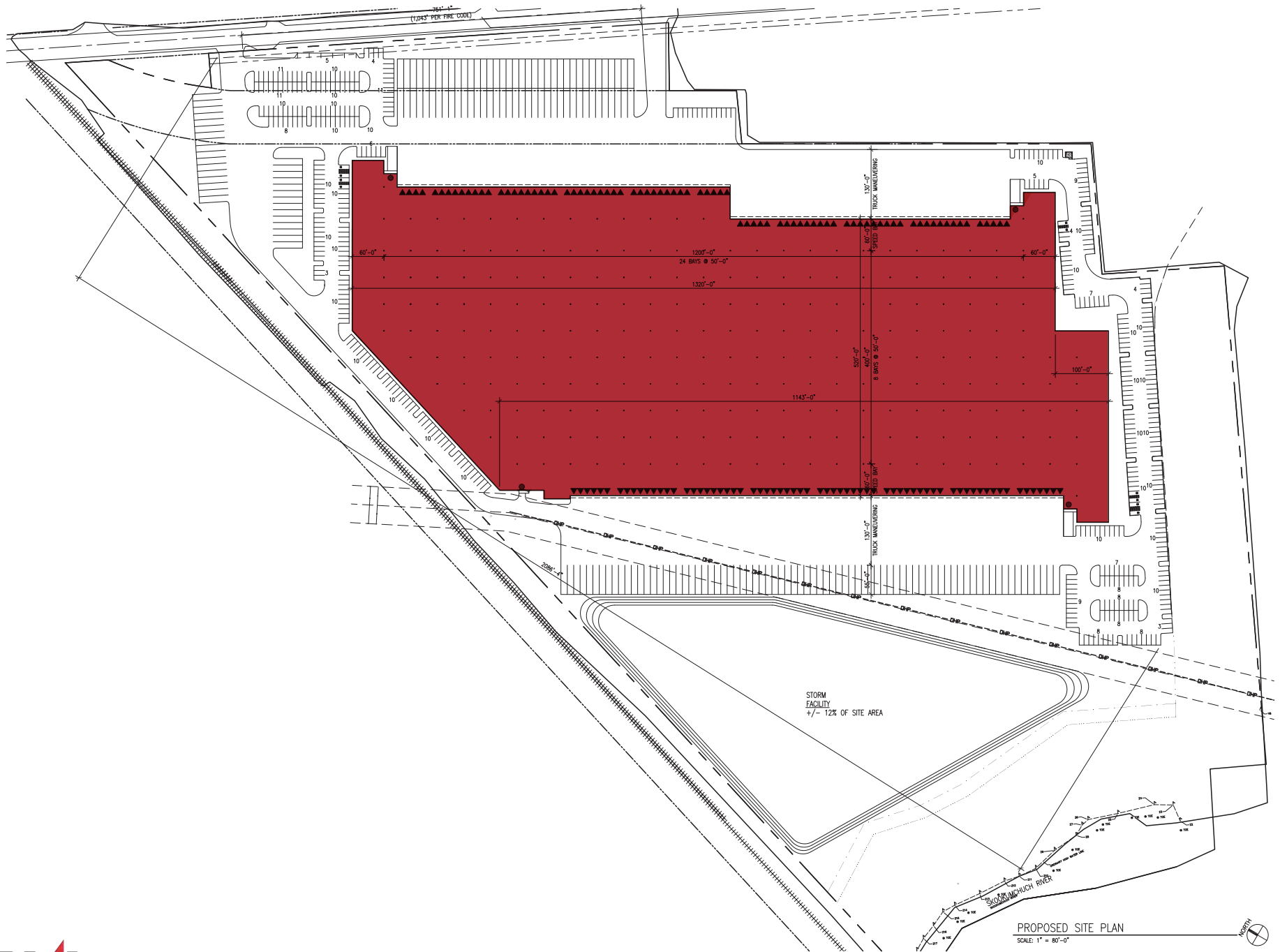
Situated mid-way from Portland to Seattle; ideal for regional distribution  
Excellent Lewis and Thurston County labor force from which to draw skilled employees  
Very business friendly Lewis County



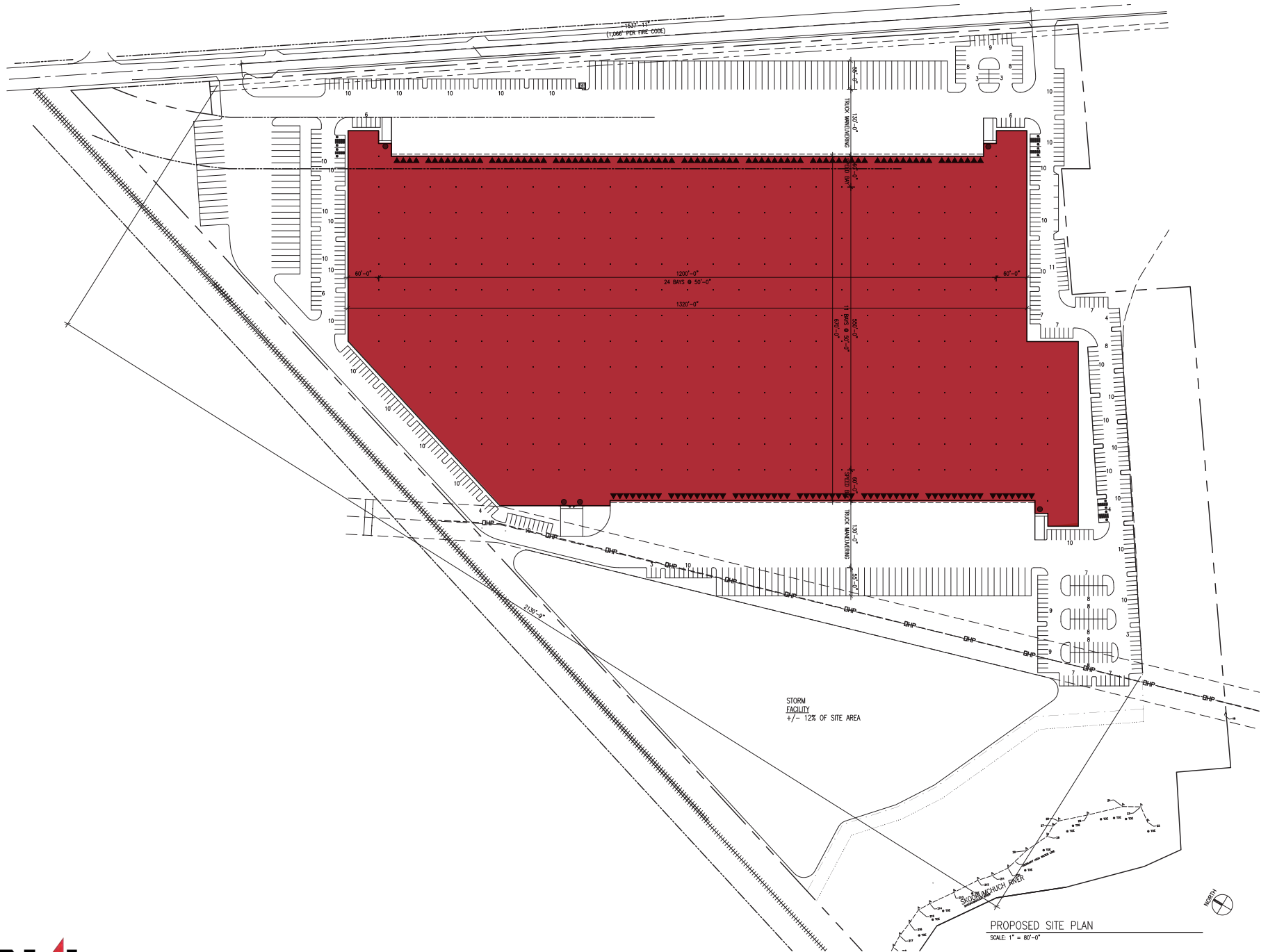
EXIT 82

CENTRALIA OUTLETS

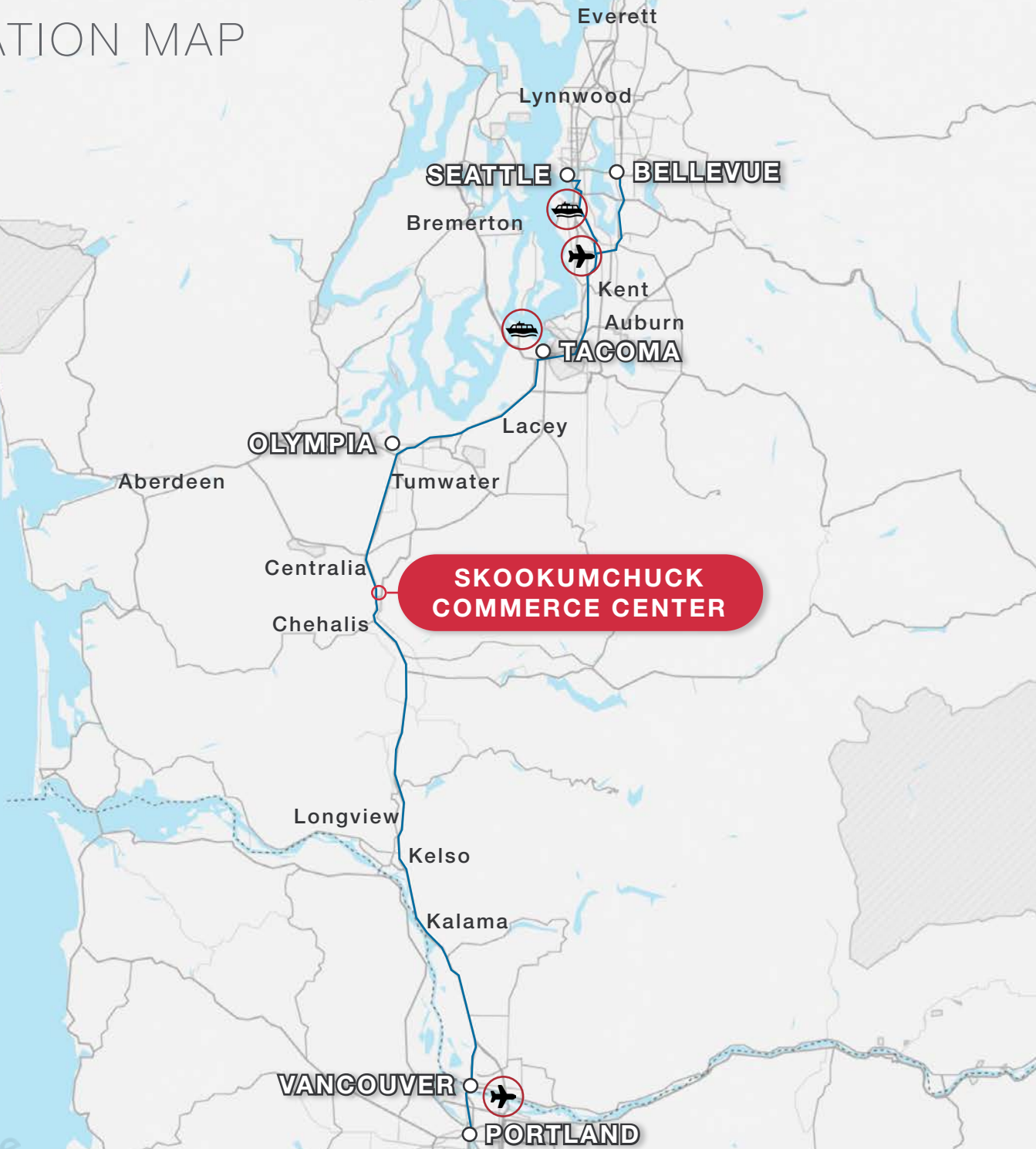
# OPTION 1



# OPTION 2



# LOCATION MAP



## MILES TO

- SEATTLE  
**90** MILES
- BELLEVUE  
**87** MILES
- TACOMA  
**58** MILES
- OLYMPIA  
**28** MILES
- VANCOUVER  
**83** MILES
- PORTLAND  
**92** MILES